

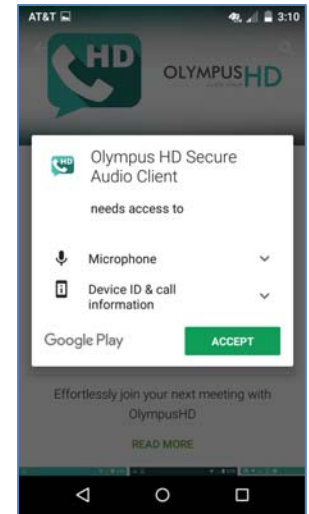
Compunetix Olympus HD Android App

Quick Reference Guide

w
w
w
.c
o
m
p
u
n
e
t
i
x
.c
o
m


Load the App

1. On your phone access the App Store.¹
2. Touch the “Search” icon, then enter Compunetix Inc. in the search field.
3. Scroll down to Olympus HD in the search results.
4. Touch the “Install” button to begin the download.
5. When prompted to allow access to the Microphone and Device ID & Call Information, touch the “Accept” button.



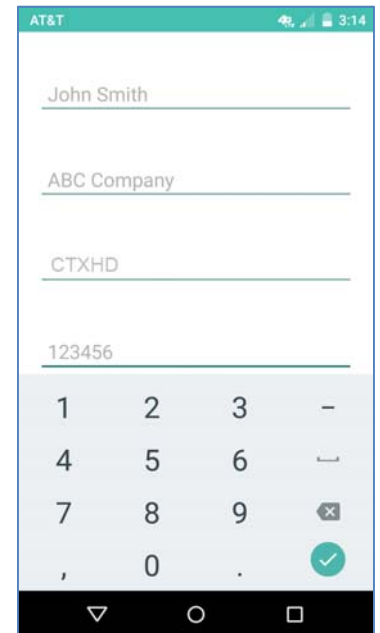
Open the App

1. Locate the Olympus HD icon on your phone’s desktop.
2. Touch the icon to start the app.



Setup up the App

1. Enter your Name and, optionally, your company.
2. For the demo, enter “CTXHD” as the provider, then touch the green next arrow.
3. Optionally, enter your Host passcode (if provided) then touch the check mark button.
4. Touch “Continue” in the upper right hand corner of the app to go to the main page of the Olympus HD app.



¹ Supports Lollipop and Marshmallow versions

Launch your Conference


If you are the Host, touch the “Host My Meeting” button as shown in the image on the right. The App automatically connects you to the Summit Olympus system and sends your Host passcodes over if they were entered during setup – otherwise you will be prompted to enter your passcode.

If you are a Guest, touch the “Join a Call” button as shown on the right. Enter a passcode in the Enter Passcode window and then touch “Done.”

The Olympus HD app displays the phone control screen as shown below. These icons allow you to mute/unmute your phone’s audio, access the DTMF keypad, and place your phone onto speaker.

If you are the Host, you will be able to open the Olympus HD app’s conference control icons. To do this, touch the down arrow at the bottom of the phone control bar. These icons allow you to mute/unmute the entire conference, play a conference roll call, record your conference, and signal the operator for assistance.

If you are a Guest and joined a call, touching the down arrow displays only the signal operator icon.



W
W
W
.
C
O
M
P
U
N
E
T
I
X
.
C
O
M

